



**“The future belongs to those who believe in the beauty of their dreams.”**

—Eleanor Roosevelt,  
former First Lady



# Financing My Dreams

**W**hen you daydream about your future, what kind of job do you think you might have? Do your daydreams include owning a home or traveling the world? Now's your chance to dream—and dream big! By earning this badge, you'll explore how your dream job and dream life really match up.

## Steps

1. Explore dream jobs
2. Price out buying your dream home
3. Research dream vacations
4. Make a dream giving goal
5. Add up your dreams!

## Purpose

When I've earned this badge, I'll know the realities of budgeting and how to practice financial habits that will help me in the future.



Every step has three choices. Do ONE choice to complete each step. Inspired? Do more!

## Tip Before Takeoff:

- ▶ In this badge, you'll use the steps to fill out your Dream Budget Worksheet. Find it on page 7.

### STEP

# 1 Explore dream jobs

Your first "job" is to make a list of your dream jobs. Think about all your hobbies, interests, and talents—could any of them lead to a career? Use one of the choices below to help you make your list. Once you've got your list of dream jobs, pretend you're 25 years old and doing some of those jobs. Research a rough estimate of the salary and your take-home pay. (Your take-home pay is your salary minus taxes and any benefits that you pay for.) Your budget starts with this money; fill it in on your worksheet.

### CHOICES - DO ONE:


- Track your dreams.** For one week, keep your eyes open for jobs that interest you. You may spot them on TV, in the news, in a book or movie—or in your own daydreams. Jot each one down in a notebook. Aim to have at least 25 cool jobs on your list by the end of the week. Then research average salaries for at least five of the jobs.

OR

- Talk to people about their jobs.** Interview at least three adults on the subject of jobs. What are their jobs like? What other jobs have they had? Is there anything they'd like to do instead? Once you're done, use their ideas to pull together a list of at least a dozen of your own dream jobs. Research average salaries for at least five.

OR

- Hold a group brainstorm.** Get together with your friends to come up with all kinds of jobs, from fantasy jobs (rock star, actress) to more conventional careers (salesperson, lawyer, teacher, doctor). Write down every job and have the group choose the top 15, then divide the list up so that everyone takes several jobs to research. Find out starting salaries and report back to the group.





STEP

## 2 Price out buying your dream home

Imagine you're heading home from your dream job. What kind of home do you see yourself returning to? Perhaps you'd love to live in a sky-high apartment or a cozy townhouse. Or, maybe you'd like a six-bedroom house in the country. Your challenge is to track down three real-life options similar to your dream home to find out how much each one costs. Once you've got a price, have an adult help you figure out what a likely monthly payment would be using a simple online mortgage calculator. (See the box for more information.) Add this number to your worksheet, plus a rough estimate of utility and cable bills.

### CHOICES - DO ONE:

**Go house hunting.** With an adult's help, go online to search through homes for sale in your area—or for any place you dream of living.

OR \_\_\_\_\_

**Get expert real estate advice.** Set up an interview with a local realtor and tell them about your dream home. Then search through available options together to pick your three winners. Since realtors are experts on the subject of home buying, they should also be able to help you figure out your monthly home costs.

OR \_\_\_\_\_

**Browse real estate ads.** You can often find free real estate magazines outside supermarkets or in the local paper. Grab at least three guides and use them to pick out your top dream homes. With an adult, go online to research monthly costs.

### Your Monthly Mortgage Payment

Most people do not pay the full price of a house when they buy it. They pay part of the cost—this is known as a down payment—and then the bank gives them a loan for the rest. This loan is called a mortgage. The buyers then pay a little bit towards their mortgage every month, until the loan is paid off. Many real estate websites have simple mortgage calculators. When you find a home you'd like to cost out, you'll usually need to input these things:

**"Purchase price" or "offer":** Use the listed cost of the home.

**Down payment:** Many realtors recommend a down payment that is 20% of the cost of the home.

**Interest rate:** "Interest" is the money you pay the bank for giving you a loan. This rate changes depending on the economy, but is usually between 4% and 6%.

**Kind of loan, or "term of loan":** Common loans are for 15- or 30-year terms, which means it will take either 15 or 30 years to pay off.

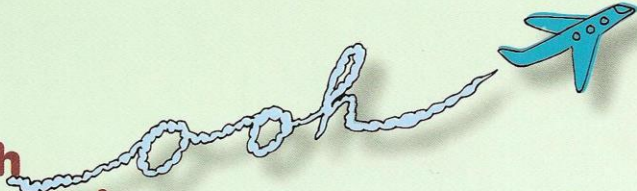
When you input these things, you should see a total monthly cost. You'll want to make sure the cost also includes home insurance and/or property taxes. Insurance is something you buy to protect your home in case of burglary, flood, or other natural disaster, and property taxes are what you pay the government for owning a home. If these figures are not included in the calculation, you should be able to find them on the home listing.





STEP

# 3 Research dream vacations



Now it's time to figure out how much your dream vacations would cost. Make a list of all the places you dream of going. Do you want to travel on the Orient Express? Hike for three months through Nepal? Go skiing in Patagonia? Climb the Grand Tetons? Choose one of the following options to price out at least three dream vacations. (Keep in mind you only need estimates of the costs, not exact figures.) Add information to your budget worksheet.

### CHOICES - DO ONE:


**Explore the world of travel opportunities.** With an adult's help, head online to price out your trips using travel sites. Keep in mind that you can often find package trips that include everything from airfare and hotels to guides all wrapped up into a single price.

**OR** \_\_\_\_\_

**Visit a travel agent.** Ask the agent to help you price out your dream trips. Find out what difference it makes to fly first class instead of coach, or to stay in a luxury hotel instead of a standard one.

**OR** \_\_\_\_\_

**Create a tour group.** Brainstorm all kinds of dream vacations with your friends. Once you've compiled your list, have each person pick three trips to research in more depth, and have everyone report back with the financial details.





STEP

# 4 Make a dream giving goal

With great power comes great responsibility. It's time to think about how much you'd like to give to others in your dream life as a philanthropist—someone who donates time and money to help make the world a better place. Use one of the following steps to learn about philanthropists, then set a target goal for how much money (or what percentage of your salary) you'd like to donate each year. Add it to your budget worksheet.

## CHOICES - DO ONE:

- Find local philanthropists.** Do a bit of exploration to find out about philanthropists living in your community. These people don't need to give away millions of dollars. They might donate a small amount every month to their favorite charity. Or, they might volunteer their time at a local animal shelter. The point is they're making a difference. Speak with at least two philanthropists in your community to get a better idea of how you might like to give in the future.

OR

- Learn what's going on in the world of philanthropy.** Magazines and websites regularly list the world's top philanthropists. Have a family member or librarian help you find a couple of these lists and pick three of your favorite global do-gooders to study. What do they do that you'd like to do? Do they support charities that you'd support as well? And what percentage of their worth do they donate?

OR

- Research your favorite charity.** Do you already have a cause that you plan to support one day? If so, research how a leading charity/nonprofit in that field uses money today. How much money do they collect each year? How is that money spent? And if you donated money, what exactly would you like to see your money used for?

SAVE  
ENDANGERED  
ANIMALS


FEED THE HUNGRY

BUILD HOUSES  
FOR THE  
HOMELESS

PLANT MORE  
TREES

BUILD  
SCHOOLS  
AROUND THE  
WORLD





## Add the Badge to Your Journey

Of all the tips on your list for this badge, what's your number one, most important netiquette tip? Why? When you get to the Cultivate award in your Journey, include a promise about acting on this tip in your commitment to cultivate positive approaches to using media.

### Now that I've earned this badge, I can give service by:

- Leading family and friends by example with my net presence
- Sharing my tips in the online communities I belong to
- Holding a netiquette workshop for younger girls



---

### I'm inspired to:



## STEP

# 5

## Add up your dreams!

How your dream life add up? First, figure out what other living expenses you might have and add them to your budget worksheet. For example, you have to buy food and you'll probably need to pay for transportation (remember that if you have a car, you'll need gas and insurance and you may have to make car payments). You may have student loan payments, too. Even toiletries add up—as do clothes, pets, entertainment, and more. Now take a look at your worksheet. What will you do to make your budget balance? What good habits can you start now that will help you later on?

### CHOICES – DO ONE:

- Plan with friends.** Get together with your friends and compare your budget worksheets. Discuss the kind of trade-offs you might have to make in the future. Talk about what you're willing to give up and what's a must-have.  
**OR** \_\_\_\_\_
- Plan with your family.** Show your budget to an adult family member and ask for tips about how to balance it. Are there certain trade-offs they would make? Do they have tips about how to save for your dreams?  
**OR** \_\_\_\_\_
- Plan over and over again.** Experiment with what's important to you. Choose a few dreams to take off your list, but only for now; you may have money for them later. Recalculate your budget. Are you closer to having it balance? How did it feel to defer some items? You might want to play around with this, adding and subtracting various items and noticing which dreams feel the most important to you.





# DREAM BUDGET WORKSHEET

## DREAM JOBS

My first dream job: \_\_\_\_\_ Salary: \_\_\_\_\_

The monthly take-home pay: \$ \_\_\_\_\_

My second dream job: \_\_\_\_\_ Salary: \_\_\_\_\_

The monthly take-home pay: \$ \_\_\_\_\_

My third dream job: \_\_\_\_\_ Salary: \_\_\_\_\_

The monthly take-home pay: \$ \_\_\_\_\_

## DREAM HOME

My dream home: \_\_\_\_\_

The cost of my dream home is: \$ \_\_\_\_\_

My monthly mortgage/property taxes: \$ \_\_\_\_\_

My monthly utility bill: \$ \_\_\_\_\_

My monthly Internet/cable bill: \$ \_\_\_\_\_

## DREAM VACATION

My first dream vacation: \_\_\_\_\_

The rough cost: \$ \_\_\_\_\_

How much I have to save each month: \$ \_\_\_\_\_

My second dream vacation: \_\_\_\_\_

The rough cost: \$ \_\_\_\_\_

How much I have to save each month: \$ \_\_\_\_\_

My third dream vacation: \_\_\_\_\_

The rough cost: \$ \_\_\_\_\_

How much I have to save each month: \$ \_\_\_\_\_

## PHILANTHROPY

I want to give to: \_\_\_\_\_

My monthly donation: \$ \_\_\_\_\_

## ADDITIONAL LIVING EXPENSES (per month)

Food \$ \_\_\_\_\_

Car payment \$ \_\_\_\_\_

Gas \$ \_\_\_\_\_

Car insurance \$ \_\_\_\_\_

Clothes \$ \_\_\_\_\_

Student loan payment \$ \_\_\_\_\_

Toiletries \$ \_\_\_\_\_

Entertainment \$ \_\_\_\_\_

Pets \$ \_\_\_\_\_





## **Add the Badge to Your Journeys**

As you go on your Journeys, remember to dream big about how you can change the world! Your budgeting skills may also come in handy when you plan trips and Take Action projects.

### **Now that I've earned this badge, I can give service by:**

- Helping a friend brainstorm and research dream jobs
- Giving a presentation to classmates about planning for a dream future
- Talking to a youth group at my place of worship about donation to philanthropic groups

---

### **I'm inspired to:**