


**"Here are new
ideas for your
mind, new projects
for your hands,
new adventures for
your soul."**

—Cadette Girl Scout
Handbook, 1963



Cadette Girl Scout Way

As a Girl Scout Cadette, you're carving out your unique place in the world, using your intuition and special talents to blaze a trail that's all your own. The Girl Scout Way is another compass that can help guide you: our proud traditions offer a strong foundation to build your dreams as part of a worldwide sisterhood. So dive right in and get started singing, celebrating, and bringing people together as you join hands with thousands of other Cadettes to blaze the Girl Scout trail into our new century.

Steps

1. Lead a group in song
2. Celebrate Girl Scout Week
3. Share sisterhood through the Girl Scout Law
4. Leave a camp better than you found it
5. Enjoy Girl Scout traditions!

Purpose

When I've earned this badge, I'll know how to use the Girl Scout ways and traditions to make the world a better place.

Every step has three choices. Do **ONE** choice to complete each step. Inspired? Do more!

STEP 1 Lead a group in song

Singing brings us all together and helps us feel connected, strong, and proud. Girl Scouts sing in special places or to mark special times—or sometimes just for the fun of it! As a Cadette, it's your turn to teach singing—and lead others in song.

CHOICES – DO ONE:

- ☐ **Organize a songfest.** With other Cadettes earning their Girl Scout Way badge, put together a songfest. Arrange a special gathering in which every girl brings a song new to the group and teaches the other girls to sing it.

FOR MORE FUN: Play (or learn to play!) the ukulele, harmonica, guitar, or another instrument to accompany a group as it sings.

OR

- ☐ **Teach an international song.** To earn the World Trefoil badge, girls in 1940 learned “several songs sung by Girl Guides in their own countries.” Find at least one new song, learn to pronounce it, and teach it to others. Cadettes earning their Music Maker badge in 1963 got a great tip: “Ask someone who speaks the language well to teach you the correct pronunciation for three songs in another language.”

FOR MORE FUN: Make it a round! What about “Are You Sleeping” in its original French?

OR

- ☐ **Help Brownies complete their Girl Scout Way badge.** In step 1 of the Brownie Girl Scout Way badge, girls learn to have a great time singing songs everywhere they go. Practice your leadership skills by teaching them some songs you know!

FOR MORE FUN: Help Brownies make simple instruments to play as they sing.

More to Explore

Have a sing down. A “sing down” is a fun singing game. Two groups have three minutes to write down all the songs they know that contain a word like “love” or “friendship.” One group begins to sing the first song on its list, and the other group has to cross that song off its list if it's there. When the first group finishes, the second group picks one of the remaining songs from its list to sing. The sing down continues until both groups run out of songs.

HOW TO TEACH SONGS

Check out these tips. They're straight from the 1940 *Girl Scout Handbook*, and still as relevant as ever.

You need not be a trained musician to help your friends learn one of your favorite songs. But you want the members of your group to have a good time while learning and singing. Whether they do often depends on the song leader.

If you remember the following suggestions, your teaching will probably be successful.

1 Be sure you know the song well yourself—both words and music. It is better to use a book than to make a mistake, but your group will have more confidence in you if you can teach a song without the help of a book.


2 Sing the songs through yourself (or the first stanza if it is very long) for your group, so it will know how the whole thing sounds.

3 If there is any special form to the music, such as first and third lines being alike, be sure to point this out to your singers. It will make things seem easier.

4 Let the group sing the song phrase by phrase, using words and music together.

5 Present your song in a way to interest your singers. Tell them how it was written or, if it is a folk song, when it was usually sung in the "old days."


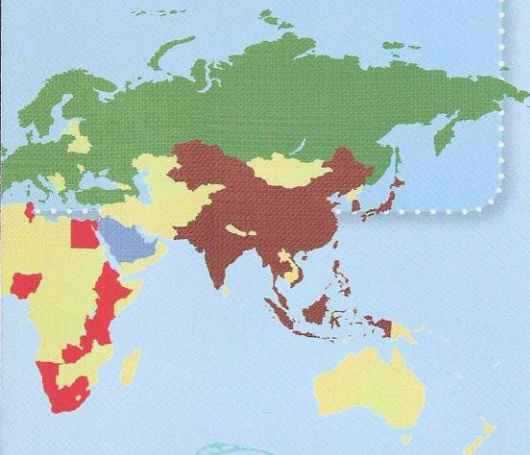
6 If the group is signing a round, part song, or descant, be sure that each subgroup knows its part well before attempting to put all parts together.





The World Association of Girl Guides and Girl Scouts

With 10 million Girl Guides and Girl Scouts from 145 countries across the world, the World Association of Girl Guides and Girl Scouts (WAGGGS) is the largest voluntary movement dedicated to girls and young women in the world. The countries are grouped into five regions: Africa, Arab, Asia Pacific, Europe, and the Western Hemisphere.



STEP 2 Celebrate Girl Scout Week

Girl Scout celebrations honor women and girls who change the world. As a Cadette, celebrate Girl Scout Week. On March 12, 1912, the first 18 girls gathered for the first Girl Scout meeting in the United States. Every year, the week of March 12 is Girl Scout Week. This Girl Scout Week, celebrate the courage it took for our founder to start the Movement—and the courage, confidence, and character you show every day as a Girl Scout.

CHOICES – DO ONE:

- ☐ **Focus on “be courageous and strong” from the Girl Scout Law.** What is a courageous action you need to take this week to make the world around you a better place? Perhaps you need to find the confidence to resolve a conflict among girls in your class, inspire your peers to be kinder to one another, or look for sisterhood support to stand up to a bully. Do it! Talk with your Girl Scout friends about what you did and what you learned about character.


OR

- ☐ **Be confident and courageous: Speak up about issues affecting girls around the world.** Research a difficult issue girls face somewhere in the world, like lacking schools, health care, or adequate food. (The Take Action section of the WAGGGS website is a great resource.) Tell their story at a Girl Scout Week event at school or to another audience. Building awareness is a step toward action and improvement.

OR

- ☐ **Create a project honoring the courage, confidence, and character of the Girl Scouts.** In 1912, Juliette Gordon Low stood up for her ideal—creating strong female leaders by getting girls out of the parlor and into the world. Over the last century, how much good has the Movement she founded done in the world? Dive into history and find your favorite ways Girl Scouting has made the world a better place. Tell that story during Girl Scout Week as a creative writing, art, or drama project—and add a special thanks to Juliette.

Tip: Try to celebrate during Girl Scout Week to enjoy the power and joy of the whole sisterhood—or you can celebrate during another week of your choice. Gather other Cadettes together to celebrate the week with greater impact!



STEP**3 Share sisterhood through the Girl Scout Law**

“Sisterhood” doesn’t just mean sisters in your family. All the girls and women who are Girl Scouts try to live by the Girl Scout Law. That’s what makes us a Girl Scout sisterhood. Our Law unites us! In your Cadette badge, use the Law’s 10 important lines to get closer to your sisters in the Girl Scout community.

CHOICES – DO ONE:

- ☐ **Throw a community sisterhood celebration.** Host a party or event to celebrate an important woman in your community. Perhaps the first woman elected to office in your state or town, a great female business owner, or a particularly strong teacher or Girl Scout volunteer. At your celebration, share the ways this woman practices the Girl Scout Law through her accomplishments. Invite girls and women in your area, and plan get-to-know-you games that get everyone sharing common experiences and making friends—strengthening their sisterhood!

OR

- ☐ **Spotlight a hidden heroine.** Find a Girl Scout volunteer in your community who exemplifies the Girl Scout Law and deserves recognition and praise. Talk to girls whose lives she’s touched, and collect their stories about her. Find a way to celebrate and honor her work and achievements—perhaps a digital slide show, a short movie or skit, or an article for the Girl Scout community.

OR

- ☐ **Team up for sisterhood.** Team up with your Cadette sisters to benefit girls and women—and put the Girl Scout Law into action. You could hold a forum on breast cancer awareness, assist at a women’s shelter or a women’s conference, or plan a way to commemorate women’s history month at your school. As you plan the event, consider the lines of the Law and how you’ll incorporate them into the project. For example, you’d use respect for authority and responsibility for what you say and do to coordinate a women’s history month assembly with your school administration. It would take courage and a wise use of resources to give that presentation—and you’d all be supporting your Girl Scout sisters to make it happen.

The Power of Theater

Performing a skit for a group of people is not only fun, but also a great way to inform people about a situation or issue. The Ajoka Theatre Group in Pakistan travels around the country doing plays about the injustices that people face in Pakistani society—most are about issues that affect women and girls. The group focuses on educating people through its performances, sharing messages about peace and tolerance.



Girl Scouts greet one another across the seas and across the barriers of speech and customs. The Law and the Promise form a common ground for girls of all nationalities, and when Girl Scouts meet, they are not strangers to each other.

—Girl Scout Handbook, 1933

STEP 4 Leave a camp better than you found it

It's the Girl Scout way to care about the world around us—whether it's a room, a campground, or the world. Practice by doing something good for a camp or other outdoor area, and, in true Girl Scout tradition, enjoy the great outdoors while you're at it.

CHOICES – DO ONE:

- ☐ **Clean up a hiking trail—or clear a new one!** Before you head out, talk with the camp ranger or another staffer about what work needs to be done. You might take before and after pictures to post on a Girl Scout website or in a newsletter.


OR

- ☐ **Help clear an invasive species from the camp.** Is there a problem plant like mistletoe, purple loosestrife, barbed goatgrass, or kudzu? Help the camp ranger clear the species from an area they choose.

FOR MORE FUN: Make a poster or a video to educate others about what you did and what they can do.

OR

- ☐ **Help with three general-maintenance tasks.** Talk to the camp ranger about tasks that need tending to. Perhaps cabins need repairs or new paint jobs, or the dining hall could use its windows washed. Break out the elbow grease and get it done.



STEP

5 Enjoy Girl Scout traditions!

Traditions bring people together. A tradition can be a special food, a ceremony, a song—anything that's passed along through the years. Find out about Girl Scout traditions so that you can carry them on—and maybe create your own!

CHOICES – DO ONE:

- ☐ **Make a tradition “to do” list.** Start a “to do” list of all the places you'd like to visit and the adventures you'd like to have as a Girl Scout. Then find five Girl Scouts who have done something on your list, and talk to them about their experiences and what they did to get ready for them. Think about how you can earn the money to go on your trip and all the other things you'll need to do to get ready for your Girl Scout adventures.

OR


- ☐ **Go global.** First, learn to say the Girl Guide or Girl Scout Promise and Law in a language other than English. Then find out about the Girl Guides or Girl Scouts in a country where that language is spoken, and see what they do there to help people. Finally, recite the Promise and Law to a family member or Cadette sister, and share what you've learned about the country you chose. You might even use this opportunity to create a Scouts' Own with an international-sisterhood theme.

FOR MORE FUN: As girls did for their Language badge in 1953, repeat the Girl Scout motto in five other languages.



OR

- ☐ **Learn the history of your Girl Scout council.** Who were the women who have shaped Girl Scouting in your area? Could you speak with any of them about their favorite memories? You might also find out about places and programs in your council that have been important over the years. Are there early traditions and songs that are still part of your experience today? Share what you learn with your Girl Scout sisters.



Neither an entertainment nor a religious service, the **Scouts' Own is an occasion on which girls express their deepest feelings about Girl Scout ideals.**

—Cadette Girl Scout Handbook, 1963